

**NORTH
CAROLINA
PORTS**



FROM SHIP TO RAIL. SEAMLESSLY.

Our express rail services. Your logistics advantage.

Speed. Productivity. Flexibility. That's what we deliver. Operated by CSX, our time-definite, intermodal rail solutions connect you to key markets, from the Southeast to the Midwest—quickly and efficiently.

Growing your intermodal advantage

We're expanding our intermodal rail yard to give you reliable, cost-competitive rail services and an alternative to the local truck market. The new, bigger yard will:

- Feature four tracks with a combined length of 5,000 linear feet
- Expand our intermodal rail capacity to more than 50,000 container movements by rail annually
- Provide dedicated container lift equipment to support operations



Increase productivity.

Accelerate your business with the fastest ship-to-rail service on the East Coast.




Eliminate dwell times.

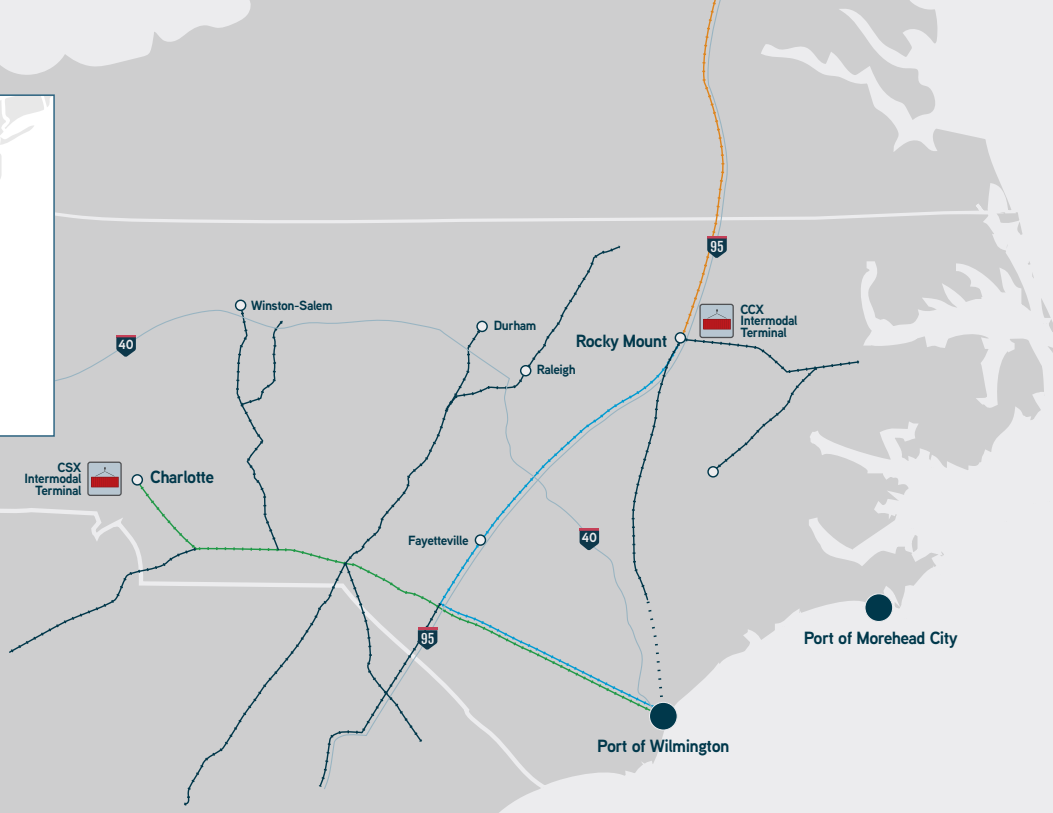
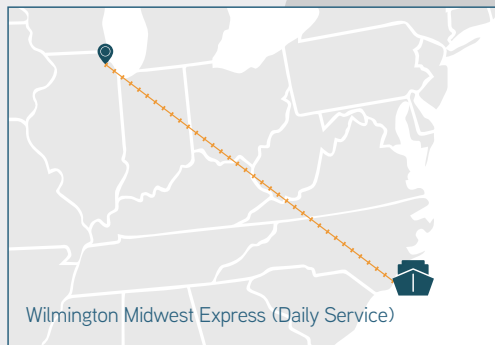
Discharge cargo direct to rail using our on-dock intermodal products.



Ship with confidence.

Keep your shipments on-schedule with our time-definite services.





- Highway
- CSX
- Queen City Express
- Wilmington-Rocky Mount Express
- Wilmington-Midwest Express
- Port
- City

QUEEN CITY EXPRESS

Fast, efficient service to the Southeast

Get convenient access to the Southeast with intermodal rail service from the Port of Wilmington to Charlotte Inland Port, an intermodal shipping hub that's connected to major distribution corridors and offers flexible staging to mitigate costs.

Off the Ship



Immediate discharge to Intermodal On-dock Rail

In Transit



1 Day Transit

Available Next Day



Available for Pick up at CSX Ramp or North Carolina Ports Charlotte Inland Port

WILMINGTON-ROCKY MOUNT EXPRESS

Convenient access to the Carolinas and beyond

Daily trips between the Port of Wilmington and Rocky Mount, NC via the CSX Carolina Connector intermodal terminal provide the quick turn times you expect from the fastest port on the East Coast and easy access to the I-95 corridor.

Off the Ship



Immediate discharge to Intermodal On-dock Rail



In Transit



1 Day Transit

Daily access to and from the CSX Terminal in Rocky Mount, NC

WILMINGTON MIDWEST EXPRESS

Your link to the heartland

Enjoy daily service to Chicago and other Midwest markets via the CSX Carolina Connector. This direct route links the Port of Wilmington to the heartland in just four days.

Off the Ship



Immediate discharge to Intermodal On-dock Rail



In Transit



Imports: 4 days to Chicago
Exports: 5 days from Chicago

Ready to learn more about our fast, efficient intermodal rail services? Let's talk.

1-800-334-0682 | ncports.com | customerservice@ncports.com